


A-dec Monitor Mounts



A-dec monitor mounts use one of the following positioning mechanisms:


Floating

These mounts provide continuous tension which holds the monitor in place after it is positioned.



Locking

These mounts include a handle that allows you to manually lock the tilt position of the monitor.



A-dec monitor mounts are VESA (Video Electronics Standards Association) compliant, so they support most monitor brands and sizes.

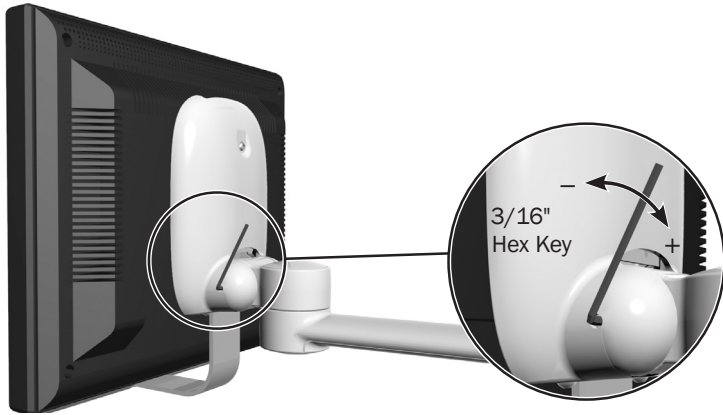


NOTE A-dec monitor mounts are intended to support and position a medical grade or equivalent flat-panel monitor. For monitor requirements, please see the table on page 3.

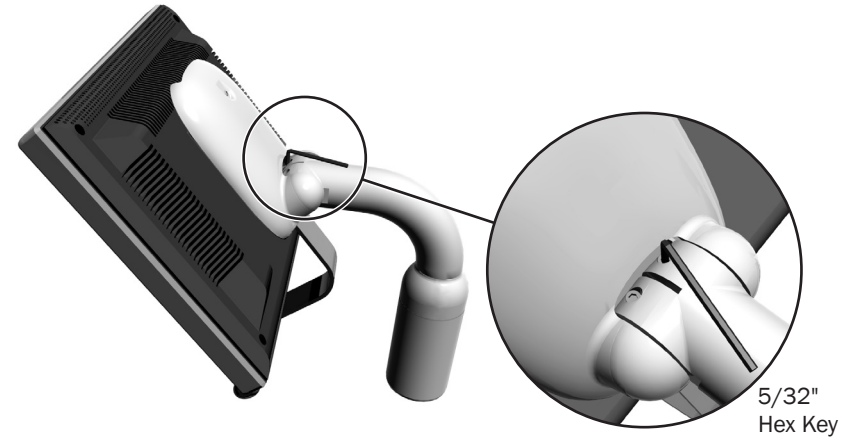
Monitor Mount Adjustments and Specifications

For adjustment information and monitor specifications for your mount, see the images below and the table on page 3.

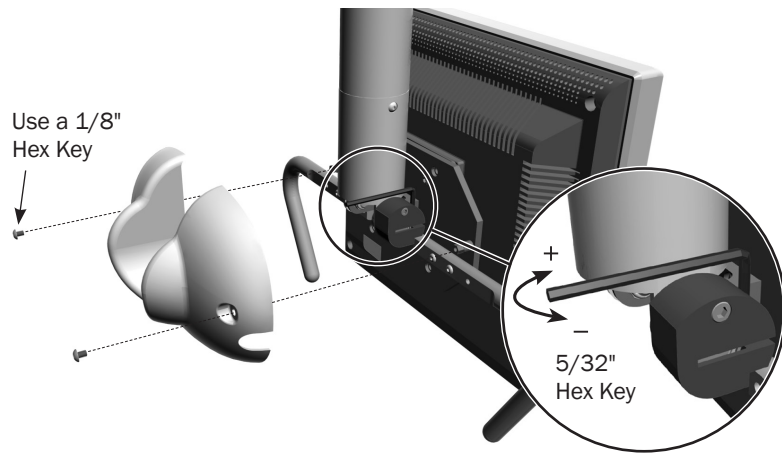
Style 1, Floating




Style 2, Floating



Style 3, Floating



Style 4, Locking



Vertical Tension Adjustment	Hex Key Size	Adjustment Style	Available On	Maximum Monitor Weight	Maximum Monitor Size
<p>Style 1, Floating Turn the hex key clockwise to increase or counterclockwise to decrease the tension.</p>	3/16"	Floating / Single-Tension	chairs, support centers	20 lb (9 kg)	19" (483 mm) diagonal
<p>Style 2, Floating Turn the hex key clockwise to increase or counterclockwise to decrease the tension. This adjustment may be necessary for both the upward and downward tension.</p>	5/32"	Floating / Dual-Tension	chairs, support centers, cabinet track-mount	31 lb (14 kg)	19" (483 mm) diagonal
<p>Style 3, Floating Use a 1/8" hex key to remove the back cover screws. Use a 5/32" hex key to increase or decrease the mount's vertical tension. <i>(Note: The handles may be repositioned after the cover is removed. Use a 1/8" hex key to remove and replace the handle screws.)</i></p>	1/8" 5/32"	Floating / Single-Tension	ceilings, cabinets, walls	20 lb (9 kg)	19" (483 mm) diagonal
<p>Style 4, Locking Turn the handle clockwise to lock the monitor position.</p>	N/A	Locking / Handle	chairs, support centers	20 lb (9 kg)	19" (483 mm) diagonal

Specifications & Warranty



IMPORTANT For warranty, electrical specifications, identification of symbols, and other regulatory requirements, see the *Regulatory Information, Specifications, and Warranty* document (p/n 86.0221.00), available in the Resource Center at www.a-dec.com.



NOTE Specifications are subject to change without notice. Requirements may vary depending on your location. For more information, contact your authorized A-dec dealer.

Product Models and Versions Covered in This Document

Models	Versions	Description
200, 300, 381, 382, 482, 581, 584, 585, 586, 587, Performer 8000	A	Monitor Mount



A-dec Headquarters

2601 Crestview Drive
Newberg, Oregon 97132
United States
Tel: 1.800.547.1883 within USA/CAN
Tel: +1.503.538.7478 outside USA/CAN
www.a-dec.com

A-dec Australia

Unit 8
5-9 Ricketty Street
Mascot, NSW 2020
Australia
Tel: 1.800.225.010 within AUS
Tel: +61.(0).2.8332.4000 outside AUS

A-dec China

A-dec (Hangzhou) Dental Equipment Co., Ltd.
528 Shunfeng Road
Qianjiang Economic Development Zone
Hangzhou 311100, Zhejiang, China
Tel: 400.600.5434 within China
Tel: +86.571.89026088 outside China

A-dec United Kingdom

Austin House
11 Liberty Way
Nuneaton, Warwickshire CV11 6RZ
England
Tel: 0800.ADEC.UK (2332.85) within UK
Tel: +44.(0).24.7635.0901 outside UK



86.0309.00 Rev G
Date of Issue 2020-02-11
Copyright 2020 A-dec Inc.
All rights reserved.