

Owner's Guide


6450
AMALGAMATOR

A-dec warrants its products against defects in material or workmanship for one year from time of delivery (except for handpieces which have a warranty period of six months). A-dec's sole obligation under the warranty is to provide parts for the repair, or at its option, to provide the replacement product (excluding labor). The buyer shall have no other remedy. (All special, incidental, and coincidental damages are excluded.) Written notice of breach of warranty must be given to A-dec within the warranty period. The warranty does not cover damage resulting from improper installation or maintenance, accident or misuse. The warranty does not cover damage resulting from the use of cleaning, disinfecting or sterilization chemicals and processes. The warranty also does not cover light bulbs. Failure to follow instructions provided in A-dec's Operation and Maintenance Instructions (Owner's Guide) may void the warranty.

NO OTHER WARRANTIES AS TO
MERCHANTABILITY OR OTHERWISE ARE MADE



All product names used in this document are trademarks or registered trademarks of their respective holders.



6450 Amalgamator

CONTENTS

About Your Amalgamator	2
Amalgamator Controls	2
Using the Amalgamator	3
Trituration Times	4
Care Instructions	5
Maintenance	6
Adjustments and Specifications	6
Identification of Symbols	7
Classification of Equipment (EN 60601-1)	7

About Your Amalgamator

Your 6450 Amalgamator is a single-speed unit, designed to be used with standard-sized amalgam capsules. The unit can be mounted under a sturdy surface or to most A-dec carts.

Amalgamator Controls

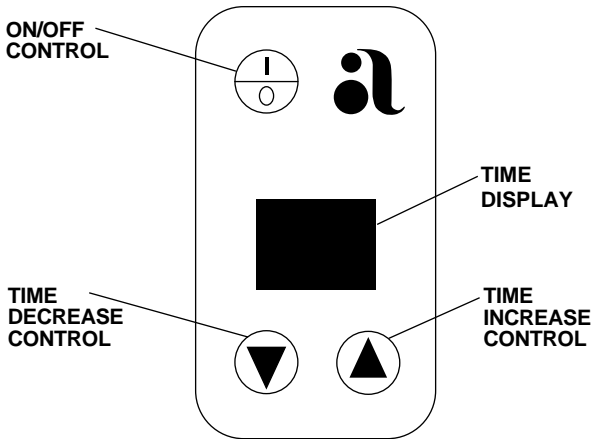


Figure 1. Amalgamator Controls

On/Off Control. Activates trituration cycle for length of time set with time controls.

Time Increase/Decrease Controls. Used to increase/decrease the trituration cycle time from 0–30 seconds.

Time Display. Shows an LED display of the selected time.

Using the Amalgamator

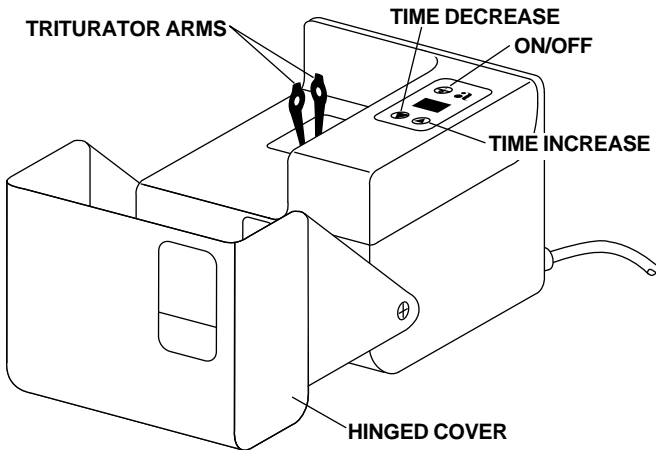


Figure 2. Using the Amalgamator

1. Insert the amalgam capsule into the triturator arms.
2. Set the timer using the time increase/decrease controls.
3. Press the On/Off control and close the cover. Trituration will begin about one second after the cover is closed. Trituration may be stopped at any time by opening the cover.

Note

If the cover is not closed within four seconds after pressing the On/Off control, the amalgamator will not operate. The On/Off control must be pressed again to start operation.

Trituration Times

Your A-dec amalgamator operates at a constant speed of 4350 rpm when loaded with an amalgam capsule. The trituration times given in this chart are based on laboratory testing and will, in most cases, yield acceptable results. Certain variables, however, such as amalgam manufacturer's batch variations, ambient temperature, and electrical current variations in some locales, may require your subjective judgment to achieve the most desirable mix plasticity and working time.

If you choose an amalgam not listed in the chart below, refer to the directions provided by the amalgam manufacturer. If you do not find a recommended time for the A-dec amalgamator, you may add one second to the time recommended for the Silamat® amalgamator (manufactured by Ivoclar Vivadent). The A-dec 6450 Amalgamator operating specifications are very similar to the Silamat.

Suggested Trituration Times (In Seconds)

<u>Alloy</u>	<u>Double Spill (600 mg)</u>
Contour	8–10
Dispersalloy®	6
Optalloy® II	5–7
Tytin®	7
Valiant® Ph.D.®	8

Note

The maximum recommended gross capsule weight is 5.0 grams

Care Instructions

Note

Clean and disinfect cross-contamination surfaces only.

Dampening a cloth with a mild cleaning solution and wiping the amalgamator is the preferred cleaning method.

For recommended asepsis instructions, refer to *Equipment Asepsis, A-dec Publication No. 85.0696.00.*



2601 Crestview Drive
Newberg, Oregon 97132 U.S.A.
Telephone 1-800-547-1883
(503) 538-7478
Fax (503) 538-0276



Designated Representative's Address:

A-dec Dental U.K., Ltd.
Austin House
11 Liberty Way
Attleborough Fields
Nuneaton, Warwickshire, England CV116RZ
Telephone: (44-120) 3350-901
Fax: (44-120) 3345-106

Designated Representative's Address:

A-dec Australia
41-43 Bowden Street
Alexandria, N.S.W. 2015, Australia
Telephone: (61) 1.800.225010

