


A-dec® DV Vacuum Preventative Maintenance

QUICK REFERENCE



A-dec DV Dry Vacuum Enhanced PM Kit Completion Form



Dealer Name * Dealer Location *

Technician Name Completing Work *
First Last

Workorder # or Service Request #

Date Work Completed * DV install date (if unknown) Practice Name *

Practice Owner Name
First Last


Practice Address *
Address Line 1
Address Line 2
City State Zip Code


DV Model Number (DV5, DV7, DV10 or DV12) *
 DV5 DV7 DV10 DV12
Ignore the T (random) as each unit will need a separate form filled out.


DV Serial Number *
This can be found on the serial number label.

Did you install the correct Air Inlet Orifice between the tank and pump motor for the model you are working on?
No Yes

Can you verify the black with white spiral exhaust hose is not coiled on the floor? The lowest part of the exhaust hose must be higher than the small condensate drain hose. Please fix as necessary.
No Yes


DV 5/7


DV 10/12



This is to ensure liquid does not build up inside the hose.

After you install the kit, give the A-dec Evacuation System Cleaner sample to the customer, then scan the following QR code to complete the **A-dec DV Dry Vacuum Enhanced PM Kit Completion Form**. You can complete this form on a mobile phone. The data will be shared with your dealership corporate office to track completion status.



You can also access this form by manually entering the following into your web browser (*Note. This is a case-sensitive URL.*):

flowcode.com/p/LUbuR6hae

If you have any questions or concerns, please contact A-dec Customer Service at 1.800.547.1883.

