


A-dec® 300

Chair and Delivery System

CONNECT TO  
WHAT'S NEXT


with A-dec 300 Pro

a|dec®



# Everything you want in your equipment. And more.

More functionality. More versatility. More forward-thinking design. We started with a modular, compact design and made it even better with enhanced features. Now enabled with A-dec<sup>+</sup>, the A-dec 300 Pro offers all the powerful performance you need for the way you practice today. With more possibilities for tomorrow.





# Innovative, not complicated.

The A-dec 300 Pro combines a full set of advanced features and reliable performance with an intuitive, easy-to-use system. Because simplicity is a beautiful thing.

**EVOLVED** Enhanced features make working more comfortable and intuitive.

**CONNECTED** An updatable software platform helps futureproof your practice.

**ACCESSIBLE** Close in to your patient, everything you need is within reach.

**FLEXIBLE** Easily configure your system for the way you like to work.



EVOLVED

CONNECTED

ACCESSIBLE

FLEXIBLE





a|dec

3:28:59

EVOLVED

# What if practicing felt practically effortless?

Why work harder when you can work smarter?

The A-dec 300 Pro makes practicing simple and seamless, by bringing advanced features together with legendary A-dec quality and reliability. That's where peace of mind begins. With the confidence of knowing your equipment will respond exactly as you expect, you can keep your full focus on the patient.



## Simple. Responsive. Intuitive.

The A-dec 300 Pro brings you a better operator experience with the Control Pad 5 (CP5) and Control Pad 5i (CP5i)—both with ultrasonic scaler integration. Enjoy seamless transitions during treatment with access to your chair, handpieces, clinical devices, cuspidor, and light functions all on one control pad. Navigate easily and accurately with just the touch of a finger on the smooth, impact-resistant glass surface.

## Take control with new confidence.

The control pads' dynamic screen feedback shows you just what you need to know in the moment, while indicator lights visually confirm your commands. Four programmable keys give you the flexibility to assign and pre-set the controls you want—from chair position to timers to light intensity.

## Want more capabilities?

The CP5i offers all the features of the CP5, and more. Customizable settings, and the ability to assign multiple user profiles, ensure you'll have a consistent experience across operatories. The CP5i has the capacity to add new integrated devices and services without having to replace or upgrade the control pad\*.



CP5

### Key CP5 features:

- Software update capability\*
- Smooth, impact-resistant glass
- Visual chair presets
- Scaler integration capability
- Four adjustable timers
- Chair, light, and cuspidor controls



CP5i

### Key CP5i features:

All CP5 capabilities, plus...


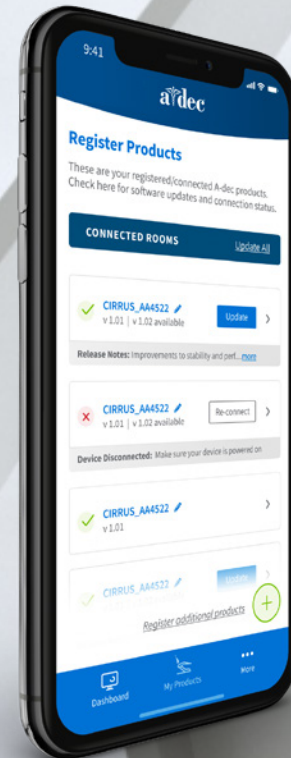
- Electric handpiece integration
- Reciprocating endodontic capabilities
- Multi-user settings
- Timed handpiece flush
- Drip-control coolant vaporizer
- USB pass-through port  
(on deliveries with CP5i)

\*Requires A-dec+ Gateway connectivity

CONNECTED

# Now, you're ready for anything.

The A-dec 300 Pro is designed to help you work efficiently and predictably for the life of your practice. And adding the A-dec<sup>+</sup> Gateway opens doors to even more possibilities, by connecting you to the A-dec<sup>+</sup> updatable software platform. As technology evolves and becomes more intelligent—and your practice needs grow—you'll have the digital foundation in place to manage increased demands.





## Your future starts here.

Stay connected to the leading edge of dentistry. Adding the A-dec<sup>+</sup> Gateway makes it all possible, allowing you to integrate the latest clinical product innovations and accommodate future technologies.

With notifications of software updates, features, and improvements sent directly to your A-dec<sup>+</sup> dashboard, you'll have the reassurance of knowing that you—and your practice—are always up to date with just the click of a button. Imagine, technology that keeps up with you. Not the other way around.

### Connect your way.

The A-dec<sup>+</sup> Gateway connects via Ethernet or Wi-Fi. Register on the mobile app to have software updates and improvements sent directly to you via the A-dec<sup>+</sup> Gateway, then install them when it's convenient for you. Encrypted data communication protects you, and your practice.

### See everything in one place.

Enabled by the A-dec<sup>+</sup> Gateway, see all of your registered A-dec products in one place on the A-dec<sup>+</sup> dashboard, for insight into their daily use and long-term performance.

### Keep your hardware and software in sync.

As technology becomes more intelligent, A-dec<sup>+</sup> software updates allow you to grow your A-dec equipment. Explore how A-dec<sup>+</sup> can help your practice evolve.



See how your  
equipment can  
grow with you:



#### MANAGE REMOTELY VIA A-dec<sup>+</sup> MOBILE APP

Download the A-dec<sup>+</sup> app on the App Store or Google Play, and register your A-dec equipment through your Apple® or Android™ device.

ACCESSIBLE

# Feel as comfortable as your patients.

---

Ergonomics is more than just a buzzword at A-dec. It means thoughtfully designing equipment so that you and your team can work in the comfort you deserve. With the A-dec 300 Pro, everything you need is easy to position and comfortably within reach. Close-in to your patient, your posture is healthy, your view is clear, and your reach is minimal. That's something you can feel good about.





### **Engineered for healthy posture.**

With your knees tucked under the ultra-thin and flexible backrest of the A-dec 300 chair, you can work more closely and comfortably to the oral cavity. The dual-articulating gliding headrest ensures optimal view and access, while the A-dec stool aligns your hips in a proper ergonomic stance. Together, they help you maintain good form, supporting your posture, health and productivity.

### **More reasons to choose Continental®.**

With a longer flexible whip design, our Continental delivery reduces the weight and pullback of the tubing—and the greater range of positioning gives you excellent access to the oral cavity while minimizing control head adjustment. The whips automatically retract back into place for an uninterrupted workflow.

### **Designed with patients in mind.**

Two-position armrests make it easy to get in and out of the A-dec 300 chair. The hydraulic lift design ensures it moves smoothly and quietly for a relaxed experience. Pressure-mapped, contoured chair surfaces—together with ample neck and shoulder support—keep your patients resting comfortably.

FLEXIBLE

# Fits today. Flexible tomorrow.

---

The name says it all. The A-dec 300 Pro is an easily customizable system that lets you pick the features you want for the way you practice. Get the configuration that fits you today, with the freedom and flexibility to upgrade to what fits your needs in the future. A-dec 300 is a system that can truly grow with your practice. So you can choose it with confidence.



## Handpiece updates are always an option.

The A-dec 300 Pro is compatible with select NSK®, Acteon®, Dentsply Sirona® and KaVo® products—and our own A-dec electric handpieces and motors. As your practice goals evolve, A-dec+ software updates can help support expanding your handpiece and clinical device options.

## A conveniently compact design.

With a compact design that swivels for easy access\*, the A-dec 300 chair is a great option for smaller operatory spaces. Because it accommodates a wide range of patients—from children to adults—you'll never have to compromise their comfort. Or yours.



## Configurations for the way you work.

Put your handpieces and devices right where you want them. A-dec 300 delivery systems can mount from the front of the chair, side console, or wall. Combine the delivery and/or an A-dec 300 LED light or monitor mount from the same mounting location for ultimate flexibility. An adjustable tray holder (in small, standard, or large sizes) offers an easy-to-position surface for trays and tubs.

## Radius® is another word for versatility.

Right- or left-handed, you're covered with an ambidextrous design that switches to accommodate both with ease. Our Radius mounting rotates around the front of the chair, keeping handpieces and clinical devices within your natural reach for uninterrupted patient care.

**Imagine the possibilities for your practice.**

---



A-dec 311 dental chair, 333pro Continental delivery, 351 assistant arm, 372L light



A-dec 311 dental chair, 334pro Traditional delivery, 362 support center, 371L light, 352 assistance instrumentation



A-dec 342pro Traditional delivery, 593 side console

# Make it your own.

---

With so many choices, it's easy to configure your A-dec 300 system for the way you like to work. You can even add select A-dec 400 and A-dec 500 products. Talk to your authorized A-dec representative to explore the possibilities.



Upholstery and Armrests


See all your  
options here:







Assistant's Arm



Delivery Systems



Control Pads



Cuspidor and Support Center




Dental Lights




Monitor Mounts

## Formed Colors



sky blue

indigo



sapphire

amethyst



lemongrass

paprika



hazelnut


tawny



driftwood

black

## Sewn Colors



sky


riviera

st. john

pacific

blueberry

diplomat blue



cyan

parrot

arugula

poseidon

lapis

plum



fuchsia

vivid punch

apricot

campfire

pecan

curry



salt


chamois

shore

papyrus

sable

cave



arctic

timberwolf

granite

charcoal

schooner

ebony

Order samples and get your hands  
on the latest colors.  
Actual colors may vary.



## Specifications

### A-dec 311 Dental Chair

Range of lift height	13.75" to 31.5" (349 mm to 800 mm); Low point 14.75" (375 mm) when dual mounting
Thin flexible backrest	1.25" (32 mm), formed
*Chair swivel	30° each side of center
Drive system	Hybrid drive (electromechanical tilt, hydraulic base)
Chair back and base stop switch	Yes, stops downward movement when obstruction is detected
Headrest	Dual-articulating and gliding (knob style)
Integrated 300-watt power supply	Yes
Foot switch	Optional
Mounting capability	Floating - 2" post mount or Radius (single or dual mounting)
Upholstery options	Sewn or formed

### Delivery Systems

	A-dec 300 Pro Continental	A-dec 300 Pro Traditional
Control block	Standard 3-position, Standard 4-position w/ CP5i Optional 4-position w/ CP5	Standard 3-position, Standard 4-position w/ CP5i Optional 4-position w/ CP5
Left/right conversion	Yes, when Radius mounted	Yes, when Radius mounted
Handpiece holder positions	4	4
Brake handle(s)	1 standard, 2nd optional	1 standard, 2nd optional
User interface options	CP5 or CP5i	CP5 or CP5i
Quad-voltage intraoral light source	Optional	Optional
Foot control	Standard disc with wet/dry Optional chip blower or lever style w/ CP5 Standard chip blower or lever style w/ CP5i	Standard disc with wet/dry Optional chip blower or lever style w/ CP5 Standard chip blower or lever style w/ CP5i
Arm system	Balanced flexarm with air brake A-dec 333pro - Radius mount A-dec 335pro - Support mount	Balanced flexarm with air brake A-dec 332pro - Radius mount A-dec 334pro - Support mount Manual height adjustment A-dec 336pro - Radius mount Balanced flexarm without air brake A-dec 342pro
Integrated saliva ejector	N/A	Optional on A-dec 336pro

\*Not available in all markets

# A-DEC: PEACE OF MIND YOU CAN TRUST.

Reliable. Well designed. Future-ready. Rest assured, your A-dec 300 chair and delivery are ready to work without fail—patient after patient, day after day, for years to come. Engineered with legendary A-dec quality and reliability, tested for 20 years of life, and backed with superior A-dec service and support—this is proven performance you can trust. So you can practice without distraction.



## More than a warranty. It's a commitment.

At A-dec, our focus is on making dentistry better—which includes superior customer service along with superior dental products. Your A-dec 300 equipment is backed by a five-year warranty, and a lifetime of customer support. We'll be here today, tomorrow, and well into the future. That's our commitment to you.

The products shown may vary and are subject to change without notice. Contact your authorized A-dec dealer for the most current product information. A-dec, the A-dec logo, A-dec 300 Pro, Continental, and Radius are registered trademarks or trademarks of A-dec, Inc. in the United States and may also be registered trademarks or trademarks in other countries. NSK, KaVo, Dentsply Sirona, Acteon, Apple, and Android are registered trademarks or trademarks of their respective owners. There is no affiliation between A-dec and Apple or Google.

©2023 A-dec Inc. All rights reserved.

### A-dec Headquarters

2601 Crestview Drive  
Newberg, Oregon 97132 USA

**P:** 1.800.547.1883 within USA/CAN

**P:** +1.503.538.7478 outside USA/CAN

**F:** +1.503.538.0276

**a-dec.com**

### Other Locations:

A-dec Nashville Experience Center

A-dec Australia

A-dec China

A-dec United Kingdom



85.1054.00/BB/3M/11-23/Rev A