

About this Install

This install explains how to replace the chair solenoid on an A-dec 511 dental chair.

You Will Need

- Hex wrench

Before You Begin

Move the chair base and back all the way down to relieve the pressure in the hydraulic system.

Turn power OFF to the system.

How to Remove the Old Chair Solenoid

1. Disconnect the white or red connector that is attached to the power supply, see Figure 1.



Figure 1. Location of the power supply connector in the base of the chair.

2. Remove the four socket head screws from the solenoid with a hex wrench, set screws aside, see Figure 2.



Figure 2. Removing the socket head screws from the solenoid.

3. Remove the solenoid from the pump assembly.
4. Wipe up any oil that may have spilled.

How to Install the New Chair Solenoid

1. Replace the existing O-rings on the solenoid base with the new O-rings supplied, see Figure 3.

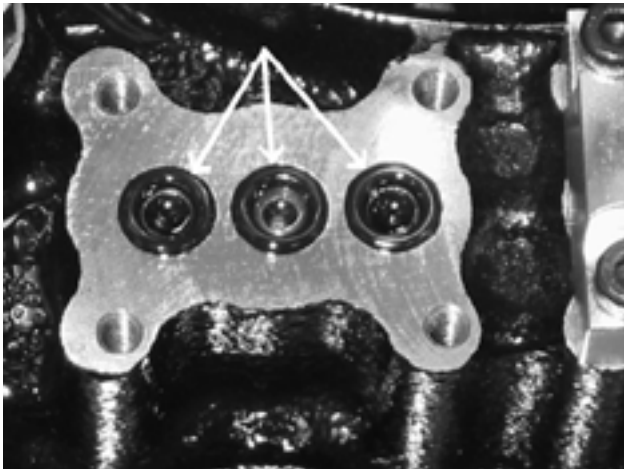


Figure 3. Replacing the solenoid base O-rings.

2. Install the new solenoid with the wires facing away from the pump, see Figure 4.



Figure 4. New solenoid inserted with the wire facing away from the pump.

3. Insert the four socket head screws.
4. Connect the cable to the connector from the power supply, see Figure 1.










How to Test the New Chair Solenoid

1. Turn power ON.
2. Verify that the chair base and back go up and down.
3. Verify that no hydraulic fluid is leaking around the solenoid.

Before Leaving

Instruct the dental team on the operation and maintenance of the equipment.

Agency Symbols

Identification of Symbols			
	Recognized by Underwriters Laboratories Inc.® with respect to electric shock, fire and mechanical hazards only in accordance with UL 2601-1. Recognized with respect to electric shock, fire, mechanical and other specified hazards only in accordance with CAN/CSA C22.2, No. 601.1		Conforms to European Directives (refer to Declaration Statement)
			Protective earth (ground)
	UL listed to US (UL 544) and Canadian (CAN/CSA C22.2, No. 125) safety standards		Functional earth (ground)
			Attention, consult accompanying documents
	Classified by Underwriters Laboratories Inc. with respect to electric shock, fire and mechanical hazards only in accordance with UL 2601-1. Classified with respect to electric shock, fire, mechanical and other specified hazards only in accordance with CAN/CSA C22.2, No. 601.1		Type B applied part
			Class II equipment

Classification of Equipment (EN 60601-1)

Types of shock protection:

Class I Equipment
(Dental Chairs, Dental Lights, & Power Supplies)

Class II Equipment
(Chair, Wall, & Cart-Mounted Delivery Systems)

Degree of shock protection:

Type B Applied Part
(Delivery Systems Only)

Degree of protection against water ingress:

Ordinary Equipment
(All products)

Mode of operation:

Continuous Operation
(All models except Dental Chairs)

Continuous Operation with Intermittent Loading
(Dental Chairs -5% duty cycle)

Environmental

Storage Temperature: -40°C to 70°C
(-40°F to 158°F)

Relative Humidity:95% maximum

Operating Temperature: 10°C to 40°C
(50°F to 104°F)

Relative Humidity:95% maximum

Electromagnetic Compatibility

This equipment has been tested and found to comply with the limits for medical devices in EN60601-1-2. These limits are designed to provide reasonable protection against harmful interference in a typical medical installation. Contact A-dec Customer Service, if you have any questions.

Flammable Gasses

Not suitable for use in the presence of a flammable anesthetic mixture with air, oxygen or nitrous oxide, where such gasses may accumulate in concentration (closed space).

Contact Information

A-dec Inc.

2601 Crestview Drive
Post Office Box 111
Newberg, Oregon 97132 USA
Telephone 1-800-547-1883
(503)-538-7478

Designated E.U. authorized representative: A-dec Dental U.K. Ltd.

Austin House
11 Liberty Way
Nuneaton, Warwickshire
England CV116RZ
Phone: 0800-ADECUK (233285)
Within UK 44 24 7635 0901
Outside UK

A-dec Australia

41-43 Bowden Street
Alexandria, N.S.W. 2015
Australia
Telephone 61- (0) 2-9699 4600