

A-dec Inspire®
Dental Furniture Collection

Inspire



a dec®



INSPIRE PEAK PERFORMANCE.

How can dental furniture inspire peak performance? It must look beautiful, yet be functional. It must have proper storage—plenty of it—and unique areas to prepare, dispense and sterilize. Add dozens of specialized compartments that keep everything in its place, and you create the pinnacle of efficiency. That's A-dec Inspire: furniture that performs.

Now, be inspired.





PERFORMANCE BY DESIGN.

A-dec Inspire Dental Furniture.



SMART ERGONOMICS

Adjustable. Movable. Interchangeable. Reachable. It's amazing the impact well-designed dental furniture can have on your overall physical comfort.



STREAMLINED WORKFLOW

Everything about A-dec Inspire dental furniture is designed to help your team increase workflow efficiency. A-dec® designers and engineers work with dental professionals to ensure that A-dec Inspire reflects everything you need in a dental environment.



SIMPLIFIED TECHNOLOGY

Technology-ready design seamlessly assimilates what you have today with what's coming tomorrow. Until then, integrated features—such as a handy control center and task lighting that matches A-dec LED dental lights—keep things moving along efficiently.



PERSONALIZED DESIGN

Hard working inside, beautiful on the outside. That's A-dec Inspire. With a range of design elements and adaptable configurations, you can express your individual style, while creating an updated, relaxing operator for you and your patients.



WORRY-FREE RELIABILITY

Tested for years of continuous use and protected by a five-year warranty, A-dec Inspire dental furniture offers hassle-free dependability. You can count on it.






Everything is so easy to access. If a procedure suddenly changes, the design is such that assistants can quickly and comfortably reach what they need, without getting up and disrupting the patient.”

Dr. Pari Samani | Tualatin, Oregon, USA

DESIGNED FOR THE THINGS THAT INSPIRE YOU.

Your patients feel calm in an environment that is clear of clutter and offers privacy. It's comforting. And it's practical.


Under the surface, every feature of A-dec Inspire is scrupulously designed to limit the movements required for patient procedures. You and your team can give your professional best—and still have health and energy for the part of your day that happens outside the walls of your practice.




RELIABILITY IS EVERYTHING.

(Don't give it another thought.)

Made to last begins with our design philosophy: create innovative, feature-rich products without complication. A-dec Inspire dental furniture, like our chairs, delivery systems and lights, has long-lasting reliability built into every detail. Dependability is the last thing you should worry about.

A photograph of a dental office. In the foreground, a dental chair is partially visible with a delivery system (A-dec Inspire) mounted on it. The delivery system is white and has several dental instruments (handpieces) attached. In the background, there is a wooden cabinet with a light-colored countertop. The cabinet has several drawers and doors, and there are two optional CPU vents visible on the front panel. The floor is a light-colored, polished surface. The overall lighting is bright and clean.

Optional CPU vents
keep air moving
throughout cabinets.



High-pressure laminate and color-matched edgebanding withstand decades of wear and tear.

Powder-coated handles won't wear or tarnish over the life of the product.


Modular grid system allows reconfiguration from drawers to doors (and vice versa) down the road.

WORK PURPOSEFULLY.


Getting it just right is effortless.

Between 40 and 60 percent of dental professionals suffer from work-related musculoskeletal injuries.* With a monitor that glides easily between doctor and assistant, shelves that move to you, and ancillaries and storables accessible from either side, everything you need to work efficiently and comfortably is all within reach.

*ADA Professional Product Review, "Ergonomics and Dental Practice: Preventing work-related musculoskeletal problems" November 1, 2014: tinyurl.com/orupzd8



Between the floating shelves and pivoting worksurface, everything is close at hand, reducing large-scale movements.



Position swing-out shelves right where you need them.

With a floating shelf, you can go from restorative to crown with minimal disruption.



FLOATING SHELF

Use it for supplies or patient charting; Either Way, the floating shelf places what you need at your fingertips.



SWING-OUT SHELVES

Movable shelves let assistants bring materials and devices to them, not the other way around.



STORAGE DRAWER

Keeps spare items close at hand for unexpected use.

Feel more productive with every touch.

A-dec Inspire enables seamless technology integration, so you have everything you need at your fingertips, and can tuck it all away when you don't. Consequently, your work day just became a bit less complicated.

Integrate your light, monitor, x-ray and other essentials into the cabinets.

The gliding monitor mount slides and pivots for perfect positioning.

Power panel discreetly houses USB, electrical outlets, cord drops, and optional vacuum-line cleaning system (ICV).

Task lighting matches color temperature of the A-dec LED dental light.



Hands-free soap, sanitizer and faucet eliminate touch points.

TECHNOLOGY SIMPLIFIED.



GLIDING MONITOR MOUNT

Telescoping monitor glides vertically and horizontally for task-based positioning. Design neatly conceals cables inside the arm.




CONTROL CENTER

One touch on/off lets you control lights, ancillaries, timer, vacuum-line cleaner and basic chair functions, right from the touch screen.



TASK LIGHTING AND POWER PANEL

Accurate LED task lighting on all cabinets eases eyestrain. The USB port, cord drop and power panel do the same by keeping everything neat and tidy.



Cabinets neatly conceal dental light mount, while providing plenty of room to dispense cups, towels, masks and gloves.

Adjustable shelves organize tubs, trays, and cassettes just the way you like them.

Floating shelves let you position tubs and ancillary devices where you need them.

Along with discreet storage, the lower side console offers a wash station and additional delivery system options.

DESIGNATE A PLACE FOR EVERYTHING.



COLOR-CODED BINS

Configurable colored bins let you retrieve items at a glance.



X-RAY APRON HOLDER


Apron slides out for easy access from either side of the central console for sharing across treatment rooms, and tucks away for out-of-sight storage.



INFECTION CONTROL SUPPLY DRAWER

With barriers located in one drawer, you can quickly ready the room for the next patient.

Soft-close drawers maintain your quiet environment.



The Sterilization Cycle

Set up your sterilization center for optimized workflow.

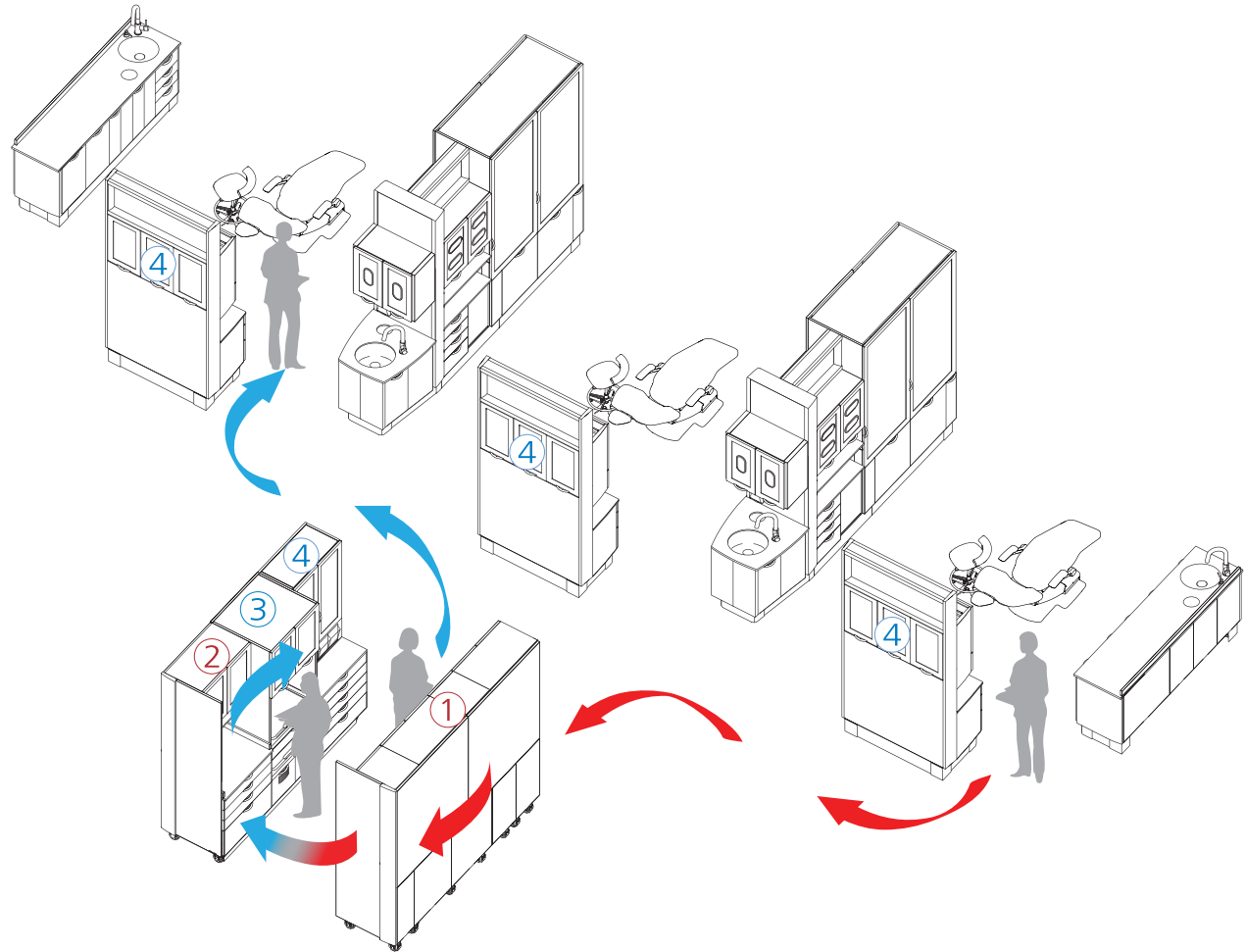
- 1 Receiving and Cleaning
- 2 Preparation and Packaging
- 3 Sterilization
- 4 Storage

Galley-style sterilization center allows access to multiple treatment rooms.

STREAMLINED WORKFLOW.

When materials move efficiently, so do you.

Every square foot of the A-dec Inspire sterilization center is organized into functional workspaces, with a specified area for receiving and cleaning, preparation and packaging, and sterilization and storage. The furniture was designed to follow recommended CDC protocol, creating a safe, consistent process and streamlining the flow of materials. You can boost productivity to the point of actually increasing available chair time, while ensuring the safety of your patients and dental team.



Load materials and instruments directly from the sterilization center or sterilized storage, deliver them to the treatment room, and return used materials for processing. Everything is in position and ready when you are, optimizing labor—one of your highest costs.



Easy touch foot pedal opens cabinet and promotes infection control.



Air syringe is right where you need it to remove handpiece debris in preparation for sterilization.

High-volume evacuator (HVE) simplifies spill cleanup.

Dryer vent increases ventilation inside cabinet.

Easy touch foot pedal.

1 Receiving and Cleaning **2** Prep & Packaging **3** Sterilization **4** Storage



WASTE DROP

Specialized containers separate sharps and biohazard from trash for proper disposal.



INSTRUMENT DRYER

Removes moisture from instruments prior to sterilization.




DRAWER ORGANIZER

Divided sections and Flexible arrangement of organizer bins let you customize a productive set-up for your practice.



CASSETTE STERILIZER

Slide out shelf and doors allow easy access to sterilizer and condenser bottle.



STORAGE TOWER

Pullout offers space to keep sterile instruments or consumables ready and waiting for the treatment room.



MAKE READY

Customizable bins neatly hold items to prep trays and tubs for procedures, so set up and restocking is orderly and intuitive.





LET'S GET DOWN TO DETAILS.

Now that you're brimming with ideas, let's dive deeper into A-dec Inspire's details and options. The following pages present some of our most popular configurations:

- Treatment consoles
- Central consoles
- Side consoles
- Sterilization centers

Along with these examples, A-dec Inspire offers countless other combinations to suit you.



TREATMENT CONSOLES

Think of this as your productivity hub. A beautifully integrated wall conveniently conceals utilities, while the console keeps equipment and supplies organized and within reach. Add to that adjustable floating shelves, and the treatment room console helps you work smarter and more comfortably.

Treatment console available lengths: 42", 70" (sink on left or right) or 98" (sink on both ends).

FEATURED HIGHLIGHTS

- Pass-through upper storage allows assistants to restock instruments and supplies, without interrupting treatment room procedures.
- The console is available with a solid or infill clerestory option.
- Single or dual floating shelves offer optimal ergonomic positioning for procedural tubs and ancillary devices.
- Energy efficient LED task lighting.
- Modular power panel for nitrous, flow control and power outlets.
- Foot-activated faucets, plus motion-activated soap and sanitizer dispensers reduce touch points.
- Control center operates clock, timers, ICV system, lighting and basic chair functions.
- Unique monitor mount system positions effortlessly while hiding cables.
- Fixed midsection shelf holds ancillary devices.
- Side swing-out shelves add additional functional space for supplies and equipment.
- Seamlessly integrates with A-dec 541pro and 341pro delivery system or A-dec 545sta assistant's instrumentation.



42"* treatment console with Fossil Leaf infill clerestory (high section of wall with windows above eye level) and floating shelf. Shown here with 541pro integrated delivery system.



98"* treatment console shown here with soffit extension, fixed shelves and undermount stainless steel sinks on both ends.

*Dimensions reflect countertop length. Cabinet footprint is an additional 2".



CENTRAL CONSOLES

Effectively manage valuable office real estate by fitting more treatment rooms in the same space. Sharing equipment and utilities across multiple rooms means offices gain even more production per square foot—and standardizing treatment room layouts means uniformity for staff.

Central console available lengths: partial wall 32", 52", 66" or 80" full-length 100", 114" or 128". Partial wall does not include x-ray pass-through and is designed for placement adjacent to a partial wall. Full lengths include x-ray pass-through and are free-standing.

FEATURED HIGHLIGHTS

- Seamlessly integrates with dental lights or monitor mount, vacuum-line cleaner and delivery system.
- Full console includes 48" of internal storage space to house x-ray unit.
- Designed for split-entry treatment room layouts.
- Floating shelves offer optimal ergonomic positioning for procedural tubs and ancillary devices.
- Energy efficient LED task lighting.
- Optional pass-through x-ray mount and computer storage reduces equipment costs by sharing across multiple treatment rooms.
- Foot-activated faucets and motion-activated soap and sanitizer dispensers reduce touch points.
- Complete integrated dispenser for cups, paper towels, masks and gloves, keeps essential items neatly organized in one place above the sink.
- Optional ICV system simplifies vacuum-line cleaning.
- Évier en acier inoxydable sous plan.
- Full-length central can accommodate 342pro delivery system.



114" full central console with Fossil Leaf infill. Shown here with x-ray, undermount stainless steel sink and floating shelf.



80" mid wall central console. (Partial styles are designed for placement adjacent to a partition wall.)



32" T-wall central console.

SIDE CONSOLES

Full Side System

Add more functionality to your treatment room. The full side console answers that call with innovative dispensing, sharps disposal and storage options, plus hands-free faucets and foot pedals to reduce touch points and promote asepsis.

Full side console available lengths: 56", 70" or 84".

FEATURED HIGHLIGHTS

- Robust support for mounting dental light or monitor.
- Maximizes storage and dispensing from either side of the treatment room.
- Extra-wide drawers provide easy access to materials.
- Energy efficient LED task lighting.
- Integrated dispenser for barriers, cups, paper towels, masks and gloves.
- Optional ICV system simplifies vacuum-line cleaning.
- Modular power panel brings air, water and gas into visible position.
- Foot-activated faucets, plus motion-activated soap and sanitizer dispensers reduce touch points.
- Accommodates A-dec 342pro side delivery system (84" cabinet only).



70"* full side console seamlessly integrates lights and monitor mount. Shown here with upper and midsection and Bear Grass Lite infill.

**Dimensions reflect countertop length. Cabinet footprint is an additional 2".*



SIDE CONSOLES

Wall-mounted cabinets

Extra storage on the wall keeps countertops and workspaces neat and tidy. Add to that a concealed light mount and the look is effortlessly streamlined and orderly.

Wall-mounted cabinet options: 28" storage or dispenser, 56" storage and dispenser combination, or 48" X-ray storage insert

FEATURED HIGHLIGHTS

- Adjustable glass shelves organize and store treatment supplies.
- Versatile wall-mounting design allows optimum positioning above wash stations.
- Complete integrated dispenser for cups, towels, masks and gloves keeps essential items neatly organized.
- Integrated mount incorporates A-dec dental light or monitor mount.
- Contemporary design emphasizes productivity and technology integration.
- X-ray pass-through storage (x-ray storage insert) allows access to either treatment room, reducing equipment costs.
- Full suspension door track (x-ray storage insert) opens and closes smoothly and easily

Lower side console

More than just storage, the lower side console offers advantages ranging from a barrier dispenser to sharps disposal, keeping equipment and materials well organized and within reach.

Side console (lower only) available lengths: 28", 42", 56", 70" or 84".

FEATURED HIGHLIGHTS

- Maximizes storage and dispensing from either side of the treatment room.
- Various cabinet depths allow versatility where space is limited.
- Extra-wide drawers provide easy access to materials and allow you to organize colored bins to meet your materials management strategy.
- Accommodates A-dec 342pro side delivery system (84" cabinet only).



56" dispenser and storage combination shown with LED dental light.



56"* lower side console houses ancillary devices.

*Dimensions reflect countertop length. Cabinet footprint is an additional 2".

STERILIZATION CENTERS

Red indicates contaminated. Blue indicates clean. Everything about the sterilization center is designed to intuitively and visually follow established CDC guidelines for instrument processing protocols, and ultimately, streamline the flow of materials. With the ability to configure the furniture, you can design the workflow to fit your space—and your needs.

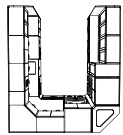
FEATURED HIGHLIGHTS

- Intuitive colored lighting identifies the receiving and cleaning storage areas.
- Waterproof slide-out shelves in sterilization towers catch spills and make clean-up a breeze.
- Under-mount stainless steel sink handles the rigors of instrument cleaning.
- USA and Canada UL approved laboratory electrical equipment is rated for healthcare applications. This simplifies inspections, installations and IRS requirements for accelerated depreciation.
- Foot-activated faucets and doors and motion-activated soap and sanitizer dispensers reduce touch points.



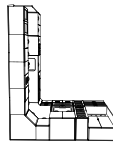
Sterilization center is shown with instrument washer, single chamber sterilizer, and packaging and preparation area. (Equipment is not included.)

CONFIGURE A SOLUTION THAT FITS YOUR SPACE.



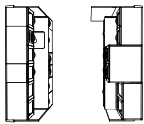
U-Shaped Sterilization Center

The U-shaped configuration creates a private space that is out of patient view.



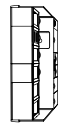
L-Shaped Sterilization Center

The L-shape is well suited for offices with a smaller footprint, or for replacing existing cabinetry.



Galley Sterilization Center

This configuration allows treatment room access from both sides of the office, and lets patients see that you are serious about sterilization.




Straight Sterilization Center

If space is limited, a straight sterilization configuration may be the answer.



Sterilization center is shown with space for ultrasonic cleaner, optional dryer and dual-chamber sterilizer. (Equipment is not included.)



Silver metallic trim perfectly frames infills—and is durable enough to stand up to your workday.

Mix it up. Solid panel and infill options add creativity and privacy to your operatory.

CREATE A UNIQUE SPACE.

Creating a space that's all you, also means having the flexibility to reconfigure down the road as your needs change. A-dec Inspire dental furniture is a modular system that allows you to change from drawers to doors or vice versa. And, if your growing practice leads you to a new location, rest assured: You can take this furniture with you.

Make it yours.

The look and feel of your environment speaks volumes about your business, and sets the mood when your patients walk through the front door. What's your practice persona? A multitude of infill, trim, countertop and laminate selections let you create something that's all you.



Infill panel filters soft light into the treatment room, while adding an element of privacy.



A-dec Headquarters

2601 Crestview Drive
Newberg, Oregon 97132 USA
T: 1.800.547.1883 within USA/CAN
T: +1.503.538.7478 outside USA/CAN
F: +1.503.538.0276
a-dec.com

A-dec Australia

T: 1.800.225.010 within AUS
T: +61.(0)2.8332.4000 outside AUS

A-dec China

T: 400.600.5434 within CN
T: +86.571.89026088 outside CN

A-dec United Kingdom

T: 0800.233285 within UK
T: +44.(0).24.7635.0901 outside UK



The colors and products shown may vary from the actual materials and are subject to change without notice. Please see your authorized A-dec dealer for accurate color samples and the most current product information.

©2023 A-dec Inc. All rights reserved.
85.0786.00/PP/1.5M/1-23(8-23)/Rev H2